

VR Smart- V5

Mini 5-Diff Hematology With RET

Technical Specifications

Species

Dog, Cat, Horse, Pig, Cow, Buffalo, Rabbit, Monkey, Rat, Mouse, Sheep, Goat, Camel, 3 User-defined

Parameters

34 Parameters: WBC, LYM%#, MON%#, NEU%#, EOS%#, BASO%#, RBC, HGB, HCT, MCV, MCH, MCHC, RDW_CV, RDW_SD, PLT, MPV, PDW, PCT, P_LCC, P_LCR, RET%, RET_ABS, IRF, NRBC%#, LIC%#, ALY%#

Histograms for RBC and PLT, 2 Scattergrams for WBC Diff, 2 Scattergrams for Reticulocyte

Principles

WBC Diff: Laser Light Multi-Dimensional Cell Classification;

WBC/HGB/PLT Analysis: Impedance Method; HGB Analysis: Cyanide-free Reagent Colorimetry

Reagent

Diluent, Sheath, Detergent, Lyse

Test Mode

Whole Blood&Prediluted

Sample Volume

Whole Blood: 20µL; Prediluted: 20 µL

Throughput

Up to 60 T/H

Data Storage

Up to 200,000 Sample Results with Grams

Printer

Built-in Thermal Printer

Display

10.4 inch Touch Screen

Interface

Serial Port, USB, LAN



Marketed By :
VR HealthTech

Plot No. 2, First Floor, N.K. Sharma Office Road
Lohgarh, Zirakpur-140603,
Distt. Mohali. Punjab
E-mail : vrhealthtech@gmail.com
Mobile : +91-9466104609 | www.vrhealthtec.com

Manufactured By :

URIT Medical Electronic Co., Ltd.

VYOMAXTM

Empowering Diagnostics, Enabling Care



VR Smart- V5
Mini 5-Diff Hematology With RET

VR Smart- V5

Mini 5-Diff Hematology With RET

VR Smart- V5

Mini 5-Diff Hematology With RET

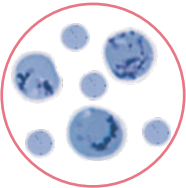
Value-added Parameters

Reticulocyte

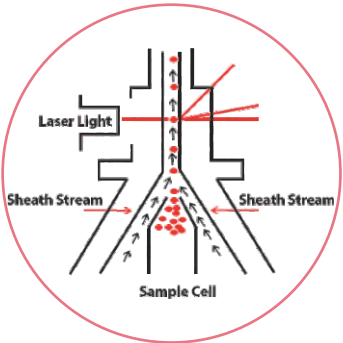
RET%, RET_ABS, IRF
One Step RET Test

NRBC


LIC, ALY



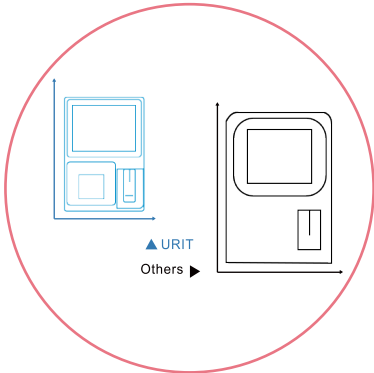
Accurate, Pure Laser Technology



Without Chemical Dye
Original Cell Morphology Signal
One Channel for WBC 5-Diff



Cuter, 25% Smaller



Easy to Use

Exclusive Software for Veterinary Use
10.4 inch Big Touch Screen
Multiple Language Available



Less Maintenance

High Quality Components
One-key Maintenance
Integrated Internal Design

